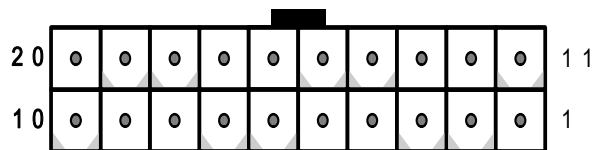


HPE-5S3-R40

5-Slot Backplane with 2 PCI Bus and 2 PCIe x1 User Manual Ver. 4.0

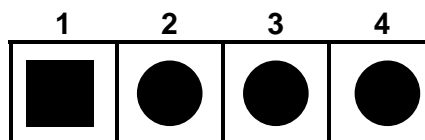
1. ATXPWR1: ATX Power Connector

Pin	Description	Pin	Description
1	+3.3Vdc	11	+3.3Vdc
2	+3.3Vdc	12	-12Vdc
3	GND	13	GND
4	+5Vdc	14	PS-ON#
5	GND	15	GND
6	+5Vdc	16	GND
7	GND	17	GND
8	PWRGD	18	NC
9	+5VSB	19	+5Vdc
10	+12Vdc	20	+5Vdc



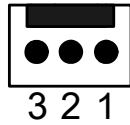
2. PWR1: Voltage connector

PIN NO3	DESCRIPTION
1	+5V
2	GND
3	-12V
4	+12V



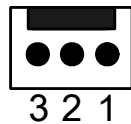
3. FAN1: Fan Connector

PIN NO.	DESCRIPTION
1	GND
2	+12V
3	NC



4. ATXCTL1: Backplane to Mainboard ATX power control connector

PIN NO.	DESCRIPTION
1	GND
2	PS_ON#
3	5VSB

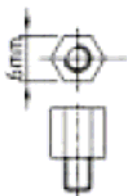


5. PCI routing table:

SIGNAL	REQ#	GNT#	IDSEL	INTA#	INTB#	INTC#	INTD#
PIN No.	B18	A17	A26	A6	B7	A7	B8
PCI1	0	0	AD31	B	C	D	A
PCI2	1	1	AD30	C	D	A	B

6. Notice:

- a. Recommend to use 6mm width spacer to install



- b. Torsion must less than 6lb-inch

7. Dimension:

